


VERICUT[®]

Composite Applications

; Tow count: 16
; Tow width: 6.3
; Material thick
; Material dens
; Tow direct
; Minimum st
; Maximum roller compression
; Tow reduction: 0

Machine-independent Programming & Simulation Software for Fiber-placement



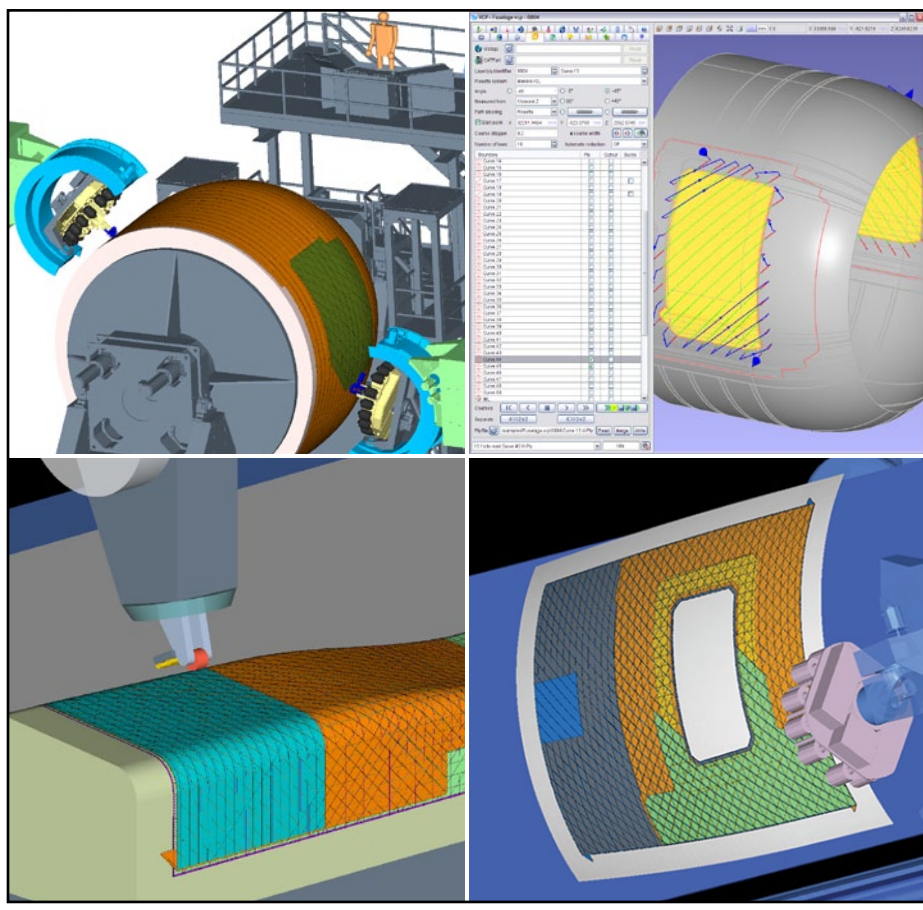
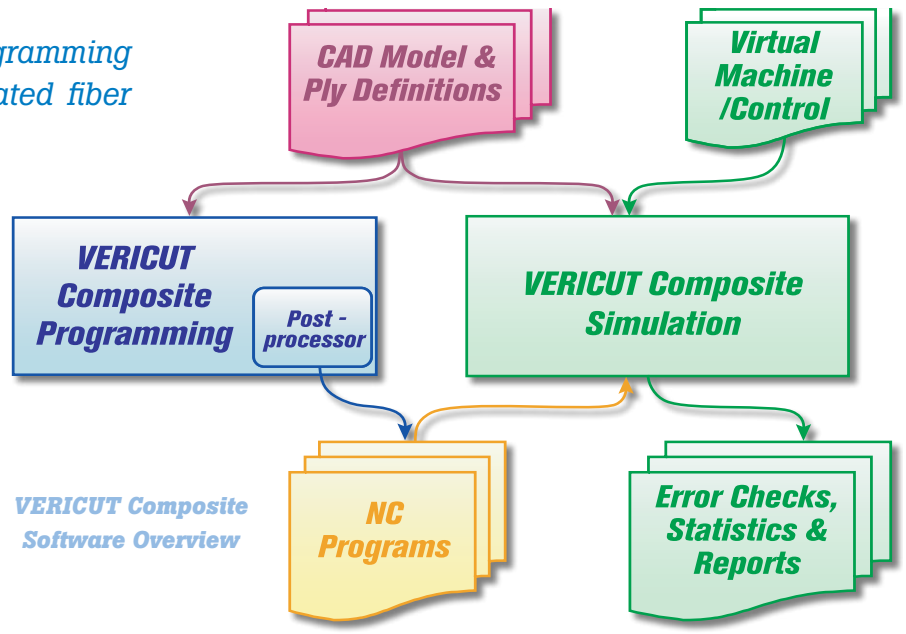
N5 SYNCON
N6 X-15741.102 Y117.736 Z497.482
N7 SYNCON

CNC Composite Applications

Machine-independent off-line programming & simulation software for automated fiber placement (AFP) CNC machines


VERICUT Composite Programming (VCP)

VCP reads CAD surfaces and ply boundary information and adds material to fill the plies according to user-specified manufacturing standards and requirements. Layup paths are then linked together to form specific layup sequences and are output as NC programs for the automated layup machine.

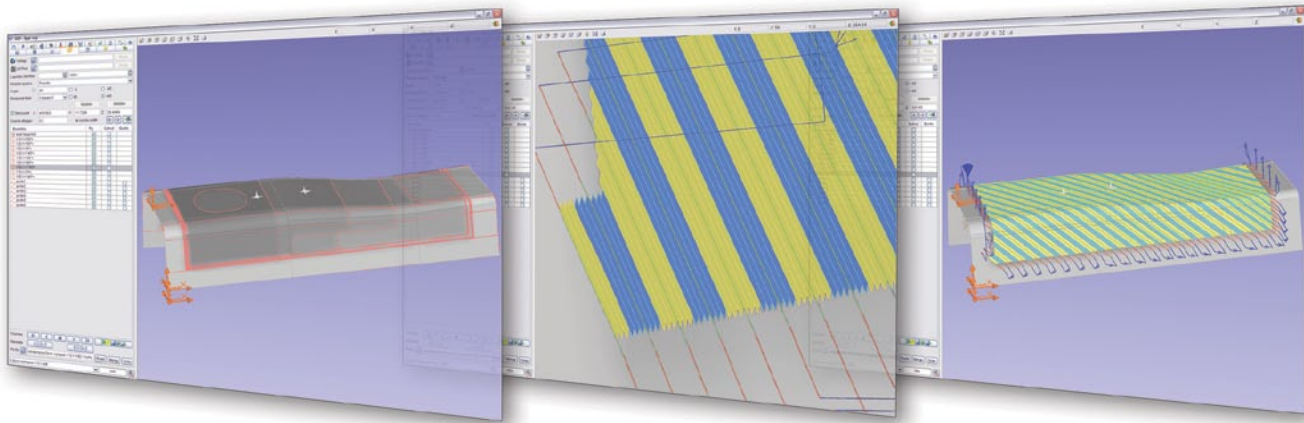


VERICUT Composite Simulation (VCS)

VCS reads CAD models and NC programs, either from VCP or other composite layup path-generation applications, and simulates the sequence of NC programs on a virtual machine. Material is applied to the layup form via NC program instructions in a virtual CNC simulation environment. The simulated material applied to the form can be measured and inspected to ensure the NC program follows manufacturing standards and requirements. A report showing simulation results and statistical information can be automatically created.



VERICUT Composite Programming Process



Reads CATIA V5 or ACIS surface models

- Other model formats available upon request

Reads FiberSim, CATIA V5 or other external ply geometry and information

- Boundary geometry
- Ply direction
- Start points

Generates layup paths based on manufacturing engineering rules

- Rosette projection at specified angles
- Parallel to guiding curve
- Following the natural path of the form's surface


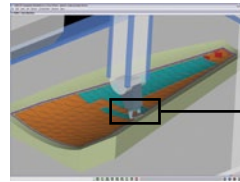
Add thickness to form for subsequent sequences

Links paths to create form layup sequences

- Automatically and manually link paths based on shortest distance and form's topology
- Insert machine-specific commands and actions
- Insert safe start and restart events

Post-processes linked paths

- Output per machine requirements
- Configurable machine-specific events
- Output safe start and restart sequences



VERICUT Composite Machine Simulation & Analysis

Reads CAD geometry of the layup form

- Used for collision detection and material application

Uses VERICUT virtual machine and control emulation to simulate the layup machinery

- Can be configured for virtually any CNC syntax and machine kinematics configuration

Reads the NC program and simulates the layup process based on NC program commands

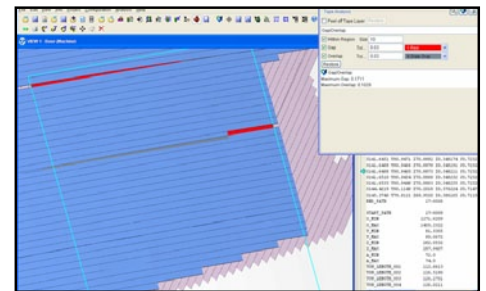
- Validate the actual NC program that will run on the layup equipment
- Add material to the form based on NC program commands
- Material is added in discrete layers/sequences, constructing the workpiece exactly like the physical process

Checks the process for compaction roller/form conformance and direction

- Verify roller orientation to path
- Verify path correctness to the form and previously applied sequences/layers of material
- Check roller conformance for bridging or excessive compaction

Added material is measurable and can be inspected for manufacturing requirements

- Measure lap, gap and thickness
- Detect steering radius violations





United States

Corporate Headquarters
9000 Research Drive
Irvine, California 92618
TEL +1 (949) 753-1050
FAX +1 (949) 753-1053
info@cgtech.com

United Kingdom

CGTech, Ltd.
Curtis House, 34 Third Avenue
Hove, East Sussex, BN3 2PD
TEL +44 (0) 1273-773538
FAX +44 (0) 1273-721688
info.uk@cgtech.com

France

CGTech S.A.R.L.
Les Passerelles, 104 avenue Albert 1er
92500 Rueil-Malmaison
TEL +33 (0)1 41-96-88-50
FAX +33 (0)1 41-96-88-51
info.france@cgtech.com

Germany

CGTech Deutschland GmbH
Neusser Landstr. 384
D-50769 Cologne
TEL +49 (0) 221-97996-0
FAX +49 (0) 221-97996-28
info.de@cgtech.com

Italy

CGTech s.r.l.
Viale Verdi, 1
31100 Treviso
TEL +39 0422 405804
info.italia@cgtech.com

Japan

CGTech Japan
5F H2Bldg. 3-9-8,
Minami-Ikebukuro, Toshima-ku
Tokyo 171-0022
TEL +81 (3) 5911-4688
FAX +81 (3) 5911-4689
info.japan@cgtech.com

China

CGTech China
Room 905, Raise Plaza,
No.126 Jianguo Road,
Chaoyang District, Beijing, 100022
TEL (086) 10-6566 9919
FAX (086) 10-6566 1538
info.china@cgtech.com

CGTECH VERICUT®

CGTech® is the leader in CNC machine simulation, verification, and optimization software technology. Since 1988, our products have become the standard in manufacturing industry sectors including aerospace, automotive and ground transportation, mold and die, consumer products, power generation, and heavy industry. Today with offices throughout Europe and Asia, and a global network of resellers, CGTech software is used by companies of all sizes, universities, trade schools, and government agencies.

CGTech maintains an active Technology Partnership program. VERICUT users in this program include many of the world's leading machine builders, CAD/CAM developers, and manufacturing software companies.

Technology Partners with:



VERICUT customer support is provided by a team of dedicated technical support engineers. Full training, implementation, and contract consulting services are available.

When you invest in VERICUT, you're not just buying a software program, you're teaming up with a manufacturing partner with the best reputation in the business!

System requirements are subject to change. See the CGTech web site for the most up-to-date product information and system requirements.

© CGTech 2009. All rights reserved. CGTech and VERICUT are registered trademarks of CGTech. All other trademarks are property of their respective owners.

